
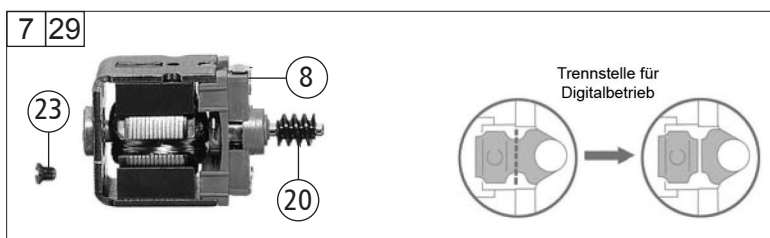
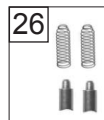
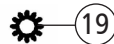
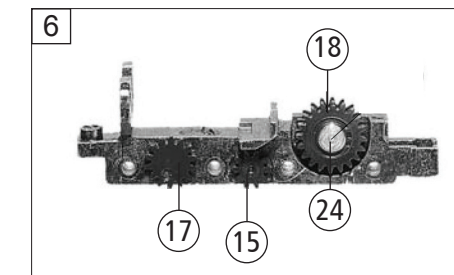


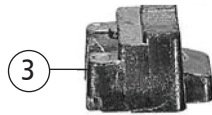



715912	DRG	BR 38	=		N
715982			=		N

Pos. Nr. Pos.no.	Beschreibung Description	Art.-Nr. Art.no.	Preisgruppe Price bracket
1	LOKGEHÄUSE KPL. Body assembly complete	10715912	031
2	LICHTLEITER Light conductor	00137159	006
3	LOKFAHRGESTELL KPL. Loco chassis complete	30715912	038
4	LOKFAHRGESTELL M.RÄDERN Loco chassis with wheels	31715912	030
5	KREUZKÖPFE MIT VERBUNDSTANGE Cross-heads with coupling rod	03271601	017
6	DECKPLATTE UNTEN Lower cover plate	33781001	006
7	KUPPELLASCHE Coupling latch	00347160	002
8	VORLAUFGESETZ KPL.M.SCHEIBENRAD Set of carrying wheels (front) with disc	37715912	016
9	TREIBRAD ISO Tender wheel insulated	00517007	007
10	KUPPELRAD ISO ROT F.BR 38 Coupled wheel insulated, red	00517008	007
11	VORLAUF RADSATZ Pony truck wheelset	00537029	011
12	STROMABNEHMEREINSATZ KPL.M.ZYL. Power pick-up assembly with cylinder	60715912	031
13	ENTSTÖRDROSSEL Suppressor choke	00644101	007
14	SCHALTPLATTE KPL. Switch plate complete	00657003	019
15	SCHRAUBE M 1,4 X 3 Screw m 1,4 x 3	00700203	001
16	BLECHSCHRAUBE M.KREUZSCHLITZ Tapping screw	00713309	001
17	ZAPFENSCHRAUBE VERN. Spigot screw	00730028	001
18	BOLZEN F. KUPPELSTANGE Bolt for coupling rod	00730565	002
19	BLATTRICHTFEDER F.KUPPLUNG Flat straightening spring for coupling	00767006	001
20	BLATTFEDER F.VORLAUFGESETZ Flat spring for front bogie	76702000	001
21	ERS.-GLUEHLAMPE KLAR M.STECKFA Replacement bulb, clear, w. plug-in sock.	00006535	008
Digital			
22	LOKGEHÄUSE KPL. Body assembly complete	10715982	031
23	LOKFAHRGESTELL KPL. Loco chassis complete	30715982	038
24	STROMABNEHMEREINSATZ KPL.M.ZYL. Power pick-up assembly with cylinder	60715982	031
25	HALTEPLATTE FÜR DIGITAL Mounting plate for digital	00627086	003
26	HALTER F.DECODER Decoder support	00627160	007
27	DCC DECODER Decoder	68716086	039

Änderungen in Konstruktion und Ausführung vorbehalten
We reserve the right to change the construction and specification



Pos. Nr. Pos.no.	Beschreibung Description	Art.-Nr. Art.no.	Preisgruppe Price bracket
1	TENDERGEHÄUSE KPL. Tender body complete	20715912	019
2	TENDERBODENRAHMEN KPL.716007 Tender framework complete	21715912	015
3	TENDERBESCHWERUNG Tender balast	26716002	011
4	ADAPTER Adaptor	00387009	005
5	TENDERFAHRGESTELL KPL.O.MOTOR Tender chassis complete w/o motor	40715912	031
6	TENDERFAHRGESTELL MIT ZAHNRAD Tender chassis with gear wheels	41716002	019
7	MOTOR O.SCHW.M.MASSEKONTAKT Motor w/o flywheel w. ground contactor	00507160	029
8	KOHLENHALTER Brush holder	00507801	001
9	TENDERRAD O.Z.M.N. Tender wheel w/o gear wheel, w. groove	00517003	006
10	TENDERRAD M.Z.M.N. Tender wheel with gear wheel, w.groove	00517004	006
11	TENDERRAD O.Z.O.N. Tender wheel w/o gear wheel, w/o groo.	00517013	007
12	TENDERRAD M.Z.O.N. Tender wheel w. gear wheel, w/o groove	00517017	007
13	TENDERRAD O.Z.O.N. Tender wheel w/o gear wheel, w/o groo.	51717700	007
14	ACHSE Axle	00527001	002
15	ZAHNRAD Z:10 Gear wheel Z=10	00527160	005
16	HAFTREIFEN Traction tyre	00547001	001
17	ZAHNRAD Gear wheel	00567106	004
18	ZAHNRAD Z:20/20 Gear wheel Z=20/20	00567107	006
19	ZAHNRAD Z:4/12 Gear wheel Z=4/12	56718900	003
20	SCHNECKE D = 4MM L = 5MM Worm gear D=4mm, L=5mm	00567601	007
21	SENKSCHRAUBE Countersunk screw	00702303	001
22	SCHRAUBE Screw	00702304	001
23	SCHRAUBE Screw	00730025	002
24	BOLZEN F. ZAHNRAD Bolt for gear wheel	00730504	002
25	STECKPUFFER Plug-in buffer	00757002	002
26	ERSATZ SCHLEIFKOHLEN Carbon brushes set	6518	---
27	STANDARD-KUPPLUNG Clip-in exchange coupling	9522	---
28	STANDARD-STECKKUPPLUNG Clip-in coupling	9525	---
Digital			
29	MOTOR Motor	50716082	029